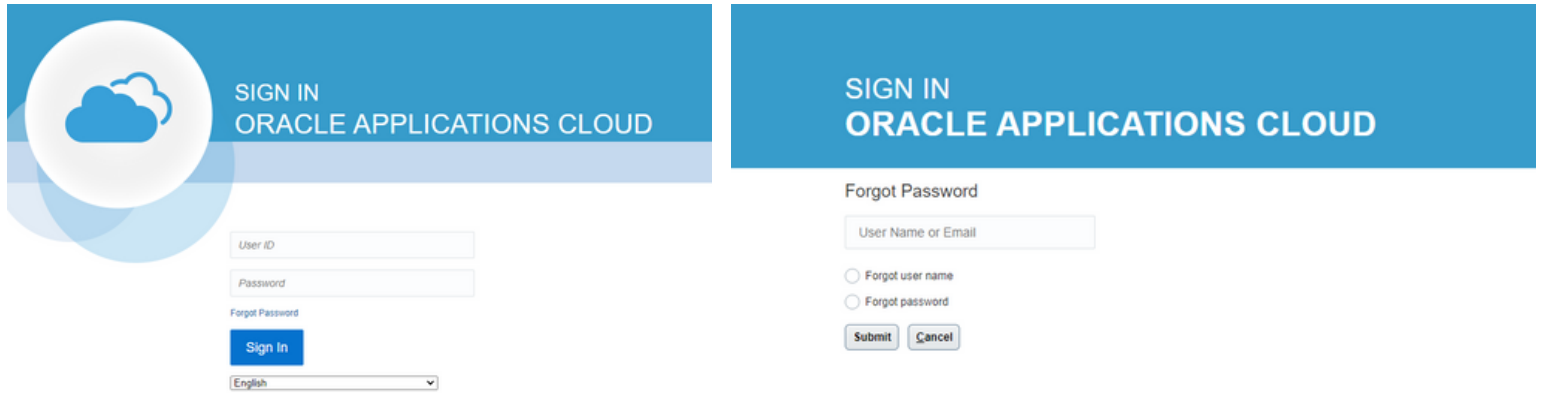


Pension Election Form

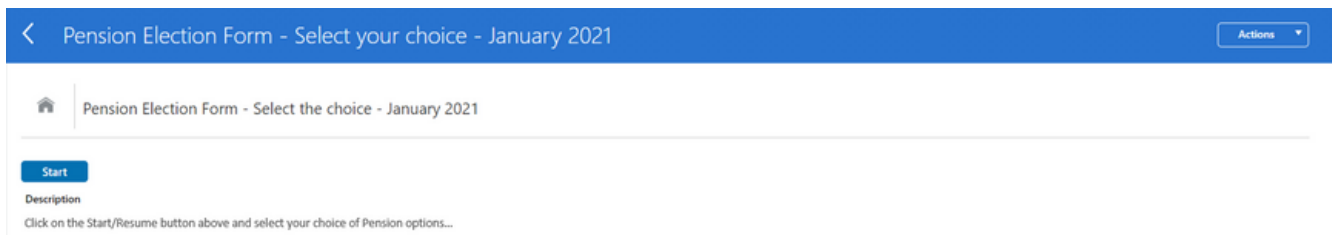
A STEP-BY-STEP GUIDE

01 To begin, simply click on the link you received via email or text message. The "Oracle Fusion Sign In" page will open. Login with your User ID and password.

- If you are a first-time user, click on the "Forgot Password" link.
 - a. Enter your email address and check the **Forgot password** radio button.
 - b. Click the **Submit** button. An email will be sent to your primary email on file with further instructions. If you do not see the email in your inbox, check your spam folder.

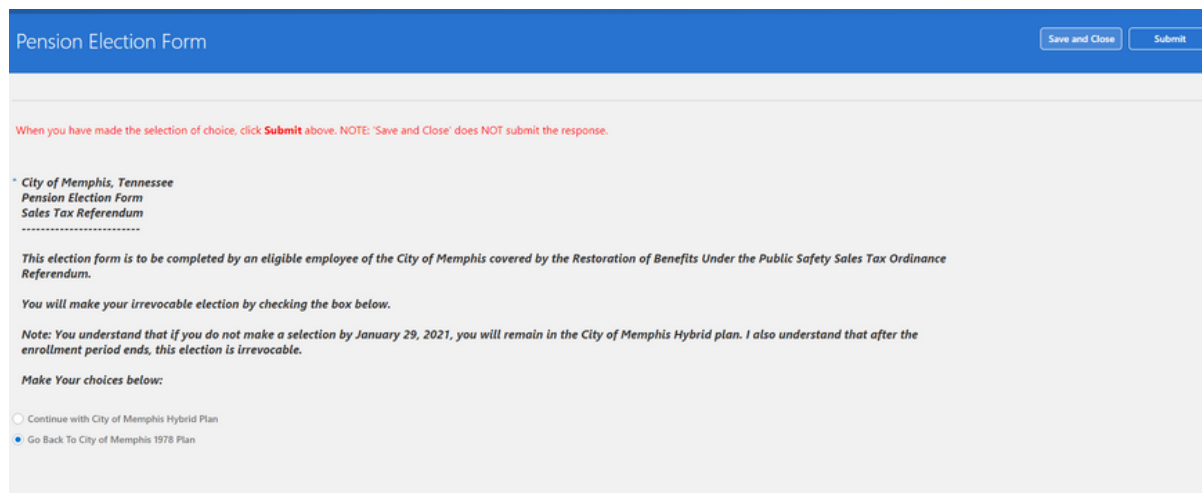


02 After a successful login, you will see the "Pension Election Form" page. Click the **Start** button.



03 Select the desired plan by clicking on the radio button.

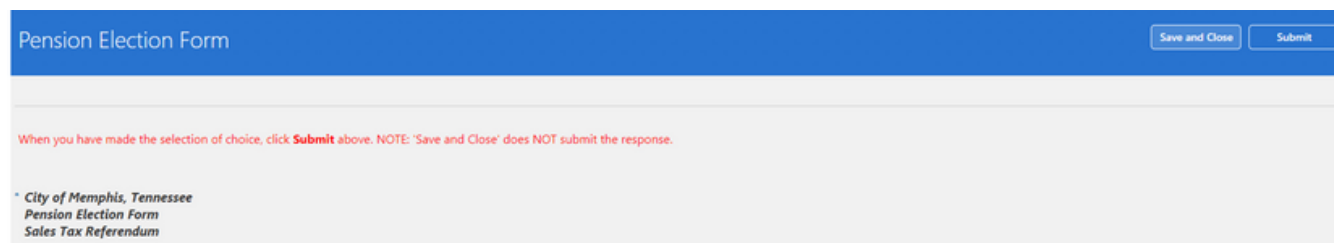
- **Continue with City of Memphis Hybrid Plan**
- **Go Back to City of Memphis 1978 Plan**



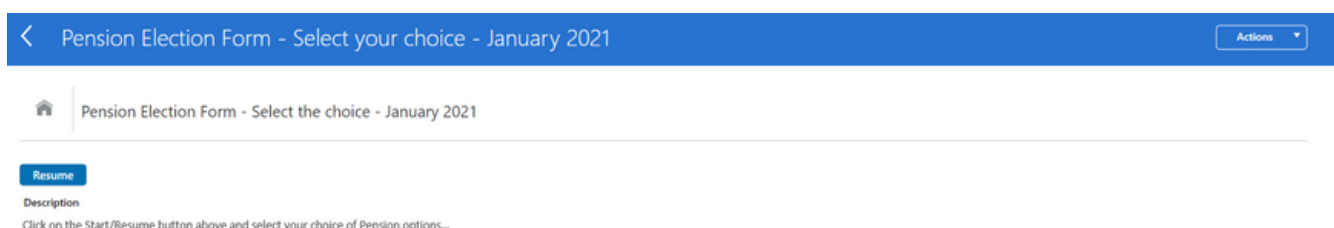
Important:

- After clicking the 'Submit' button, you will not be able to change your election.
- You understand that if you do not make a selection by January 29, 2021, you will remain in the City of Memphis Hybrid plan. I also understand that after the enrollment period ends, this election is irrevocable.

04 If you are ready to finalize your selection, click on the **Submit** button located at the top right.



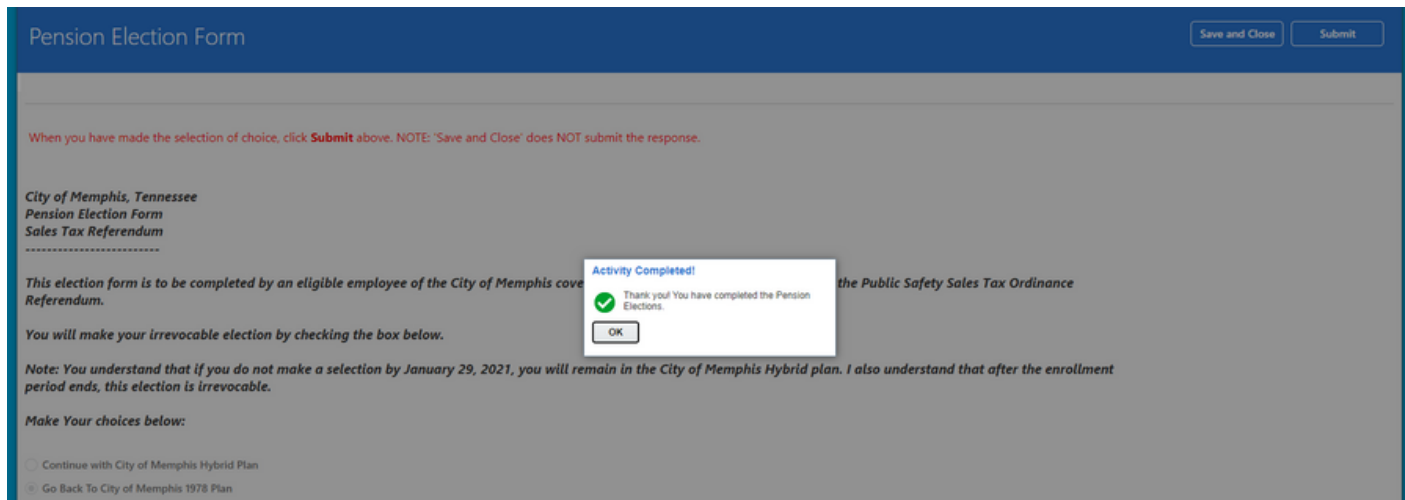
Otherwise, click the **Save and Close** button which will allow you to resume your enrollment elections.



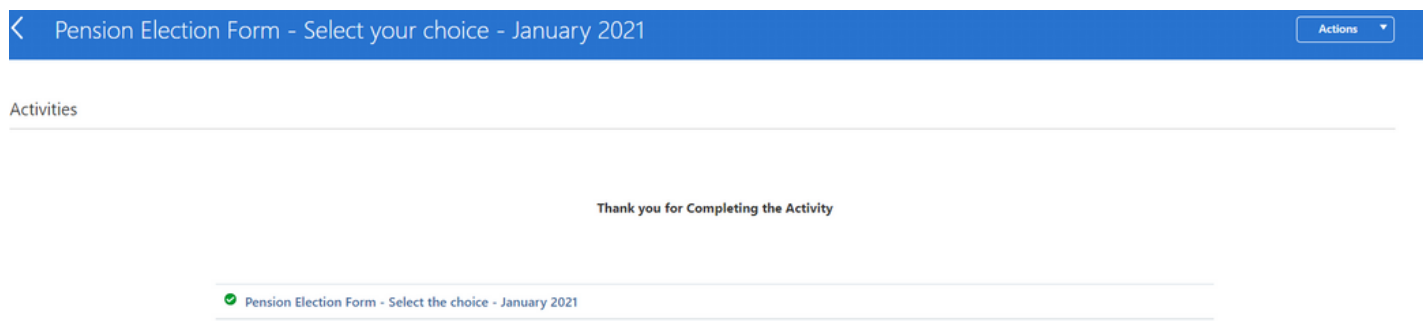
Pension Election Form

A STEP-BY-STEP GUIDE


05 After clicking 'Submit', the page below will display. Click the OK button.



06 You can view your elections by clicking on the '[Pension Election Form-Select the choice-January 2021](#)' link.



07 Click on the **Review** button.



08 The page below displays with your final election recorded. **Please note, this page is for display purposes only.**

Congratulations, your final election has been made!

